



# SUBMITTAL SHEET

## STAINLESS STEEL HOT WATER STORAGE TANKS

---

JOB NAME: \_\_\_\_\_

LOCATION: \_\_\_\_\_

ARCH./ENGINEER: \_\_\_\_\_

WHOLESALE: \_\_\_\_\_

MECH CONTRACTOR: \_\_\_\_\_

MODEL NO.: \_\_\_\_\_

GALLON CAPACITY: \_\_\_\_\_

NOTES: \_\_\_\_\_

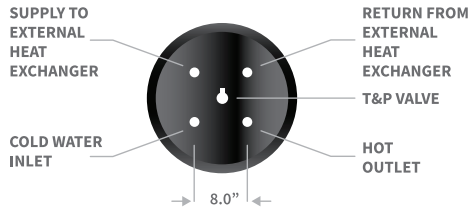
### STANDARD FEATURES

- STANDARD AVAILABLE IN 30 TO 115-GALLON CAPACITIES
- COMMERCIAL UNITS AVAILABLE IN 80 & 115-GALLON CAPACITIES
- R-16+ INSULATION
- ALL 316L STAINLESS STEEL CONSTRUCTION, NO DISSIMILAR METALS
- STAINLESS STEEL COLD INLET TUBE
- STANDARD UNITS FEATURE ALL CONNECTIONS ON TOP OF TANK
- COMMERCIAL UNITS HAVE COLD WATER INLET CONNECTION ON SIDE & RECIRC. PORT ON TOP
- REMOVABLE STAINLESS STEEL THERMAL WELL
- FACTORY-INSTALLED ANODE ROD (REMOVABLE & REPLACABLE)
- FACTORY-INSTALLED DRAIN AND T & P VALVES
- THERMOPLASTIC JACKET
- OPTIONAL 4500W ELECTRIC BACKUP AVAILABLE (IN 40-GALLON MODELS & UP)
- PRORATED LIMITED WARRANTY
- CONFORMS TO UL STD. 1453 AND NSF/ANSI 372
- CERTIFIED TO CAN/CSA STD C22.2 NO. 110-94

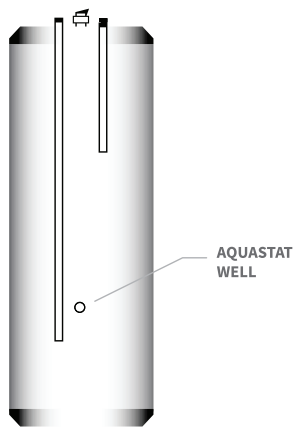
**RAISING THE STANDARD**

80-592 REV A | Pg 1 of 3

# HOT WATER BOOSTER/ STORAGE TANKS



FRONT



STORAGE UNITS

Heat-flo's Hot Water Storage/Booster Tanks offer high quality and efficiency and are engineered to provide reliable, abundant hot water that today's larger homes require. Homes with multiple baths, hot tubs, and body sprays increase the requirement for "dump loads" that tankless coils, instantaneous water heaters, and plate heat exchangers cannot provide.

Adding the ability to store hot water with accurate temperature control reduces boiler fuel consumption because water can be produced and stored at lower temperatures, resulting in reduced burner cycling and more readily available hot water.

## FEATURES AND BENEFITS INCLUDE:

### QUALITY DESIGN & CONSTRUCTION

- All stainless steel.
- All units R-16+ insulation, providing very low heat loss.
- Flexible thermoplastic jacket that will not corrode and resists denting.
- Stainless steel dip tubes.

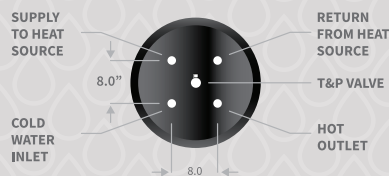
### EASY INSTALLATION

- All connections are on top on the standard units. Connecting to a high-efficiency wall-mount boiler or instantaneous water heater is about as easy as it gets.
- Units are provided with two separate connections for heat source supply and return - resulting in excellent temperature control and no guesswork. Heat source supply and return connections are hydraulically decoupled from cold and hot. High hot water draw rates will not affect the circulator/control performance.
- Drain valve and T&P valve are factory installed.
- Temperature Controls are supplied standard.


### RESIDENTIAL & COMMERCIAL

- Models available in 30, 40, 60, 80, and 115-gallon sizes.
- Bank together 80 and 115-gallon units for applications with high water heating demands.

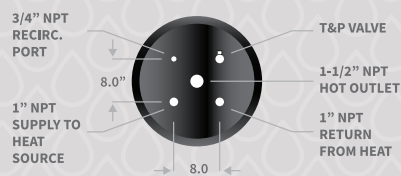
## SYSTEM CONNECTION CONFIGURATIONS FOR EACH MODEL




FRONT



STANDARD UNITS



FRONT

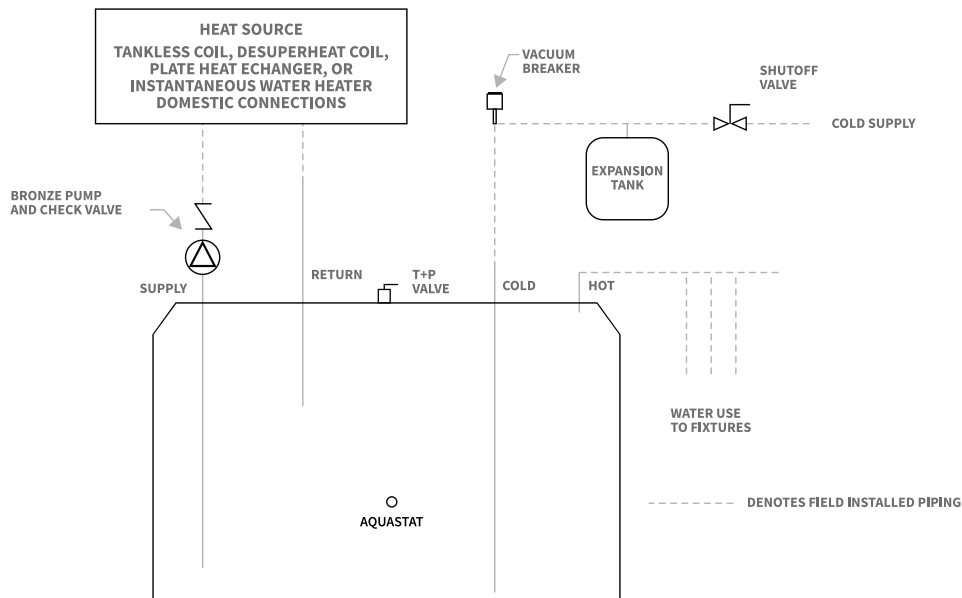


ST-C UNITS

## DIMENSIONS & CAPACITIES

MODEL	Storage Volume	Dimensions (inches)		Piping Connections NPT		Max. Tank Working Pressure	Approximate Shipping Wt.
				Domestic Water	Supply / Return		
	(Gal.)	(Ht.)	(Dia.)	In/Out	In/Out	(psi)	(Lbs.)
HF-30-ST	30	35.8	23.5	1	1	150	75
HF-40-ST	40	45.2	23.5	1	1	150	90
HF-40L-ST	42	35.8	28.0	1	1	150	90
HF-60-ST	60	63.8	23.5	1	1	150	115
HF-60L-ST	60	45.8	28.0	1	1	150	110
HF-80-ST	80	55.8	28.0	1	1	150	140
HF-115-ST	115	75.5	28.0	1	1	150	175
HF-80-ST-C	80	55.8	28.0	1 1/2	1	150	140
HF-115-ST-C	115	75.5	28.0	1 1/2	1	150	175

## STANDARD DOMESTIC WATER HEATING SYSTEM SCHEMATIC



NOTE: INSTALLATION MUST CONFORM TO ALL LOCAL CODES.



# RAISING THE STANDARD



# Heat-flo

---

15 MEGAN COURT, P.O. BOX 612, UXBRIDGE, MA 01569 | PHONE: 508.278.2400 FAX: 508.278.2466 SALES@HEAT-FLO.COM | WWW.HEAT-FLO.COM